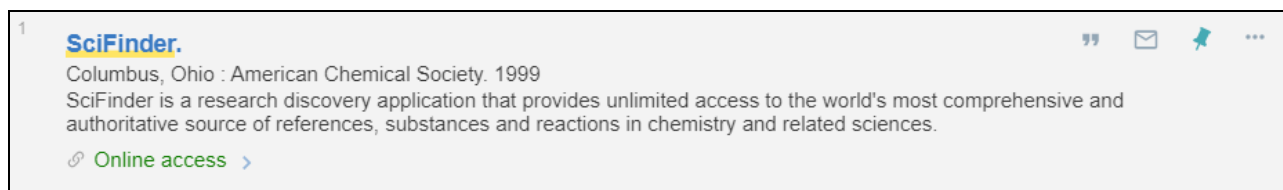


[SciFinder](#) contains a broad spectrum of technical and scientific information based on the CAPLUS, CASREACT and Registry databases from the Chemical Abstracts Service.

To access SciFinder do the following:

- Type **SciFinder** into the library catalogue.
- Select the database from the search results
 - Select the database using the **Online access** link.



SciFinder requires an individual account. You **MUST** use [this link to create an account](#) before accessing the database for the first time. **NOTE:** If you have not accessed your SciFinder account for more than 6 months your account will be wiped from the system. Your email however will remain on file. To reset your account, select Contact Us> scroll to bottom of page> I am a customer/user/student and I need support> enter your details and await a reply via email.

Below are multiple ways of locating patent information in SciFinder.

Research Topic:

1. From the opening screen type in your search terms
2. From the list of candidates, select the most relevant option and click Get References
3. In the left hand menu, choose the Refine tab
4. Select Document Type
5. Select Patent

Patent information, use this search option to retrieve references from patent sources:

1. Choose Explore> References> Patent
2. Enter information in at least one of the fields. If specifying the Inventor Name, only the last name is required.
3. (Optional) Limit the patents retrieved by Publication Year. Enter a single year, or specify a range of years by using a hyphen, as in 1975-1995. You can specify an open ended range by using a hyphen and a single year, such as 1975- to represent 1975 and later, or -1995 to represent 1995 and earlier.
4. Click Search

Document Identifier, retrieve references using patent numbers or digital object identifiers (DOI):

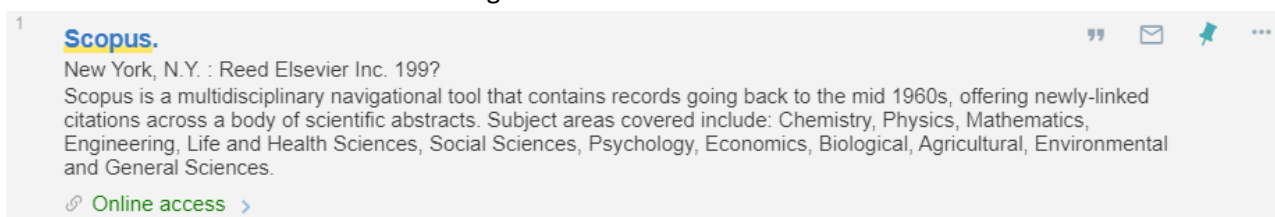
1. Choose Explore> References> Patent
2. Enter up to 25 document identifiers, with each identifier on a separate line. You can retrieve documents using any of the following identifiers:
 - **Accession number** The accession number is a unique identifier assigned to every record in a database.
 - **Document number** The document number is the CAS accession number (CAN)

- **Patent number** A patent number is any number that identifies the patent, which can be the patent number, the patent application number, or the priority application number. Within the number, the country code must precede the date. The year can be in either two-digit or four-digit format
 - **PubMed ID number** The PubMed ID number is the document number assigned in the MEDLINE database (National Library of Medicine). This number does not use any punctuation
 - **Digital Object Identifier** A Digital Object Identifier, or DOI is used to uniquely identify an electronic document over the course of its lifetime. All DOI names start with 10
3. Click Search.

Scopus is a database of peer-reviewed literature and quality web sources with 'smart tools' to track, analyse and visualise research. It offers 23 million patents from 5 patent offices; (US Patent and Trademark Office, European Patent Office, Japan Patent Office, World Intellectual Property Organization and UK Intellectual Property Office)

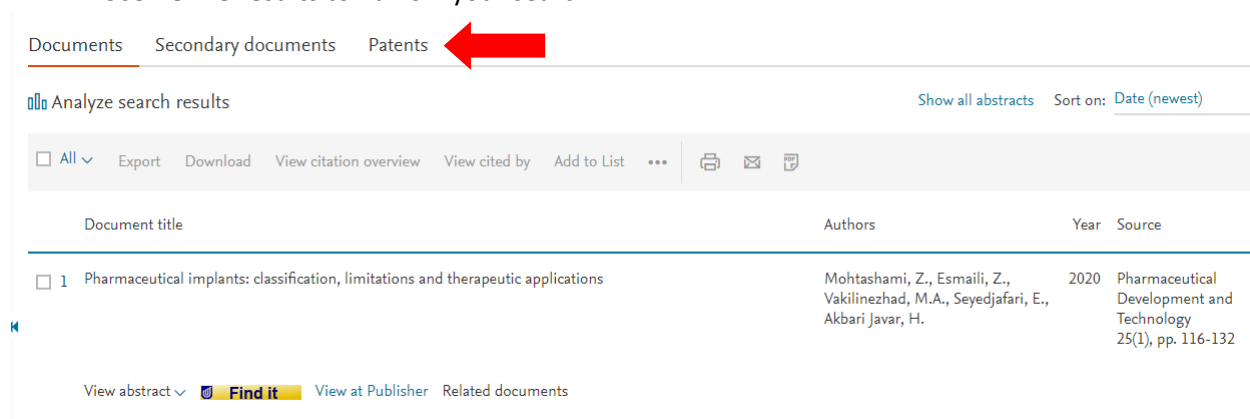
To access Scopus do the following:

- Type **Scopus** into the library catalogue.
- Select the database from the search results
 - Select the database using the **Online access** link.



To search for a patent:

- Type in your terms, e.g. **“pharmaceutical implant*”** into the search field
- In the results screen, click on the **Patents** tab to display results
- Use **Refine results** to narrow your search



To access other patent sources through the Library catalogue access Databases list at top of Library page